



شبكة المعلومات الجامعية

بِسْمِ اللَّهِ الرَّحْمَنِ الرَّحِيمِ





شبكة المعلومات الجامعية



شبكة المعلومات الجامعية

التوثيق الالكتروني والميكروفيلم



شبكة المعلومات الجامعية

جامعة عين شمس

التوثيق الالكتروني والميكروفيلم

قسم

نقسم بالله العظيم أن المادة التي تم توثيقها وتسجيلها
علي هذه الأفلام قد اعدت دون أية تغيرات



يجب أن

تحفظ هذه الأفلام بعيداً عن الغبار

في درجة حرارة من 15 – 20 مئوية ورطوبة نسبية من 20-40 %

To be kept away from dust in dry cool place of
15 – 25c and relative humidity 20-40 %



شبكة المعلومات الجامعية



بعض الوثائق الأصلية تالفة



شبكة المعلومات الجامعية



بالرسالة صفحات

لم ترد بالأصل

EVALUATION OF ONE OF MULTICHANNEL ANALYZER - CELL DYN 1600

THESIS

Submitted for partial fulfillment of the
M. Sc. Degree in Clinical and Chemical Pathology

By

Fathia Mohamed Fathi
(M.B, B.Ch.)
Ain Shams University

Supervisors

Prof. Dr. Basima Mahmoud El-Esawy
Professor of Clinical Pathology
Ain Shams University

Dr. Salwa Saad
Assiss. Prof. of Clinical Pathology
Ain Shams University

Dr. Azza El-Sayed Hashem
Lecturer of Clinical Pathology
Ain Shams University

B909K

Faculty of Medicine
Ain Shams University
1997




بِسْمِ اللَّهِ الرَّحْمَنِ الرَّحِيمِ

«قَالُوا سُبْحَانَكَ لَا عِلْمَ لَنَا
إِلَّا مَا عَلَّمْتَنَا إِنَّكَ أَنْتَ
الْعَلِيمُ الْحَكِيمُ»

صدق الله العظيم

سورة البقرة - آية ٣٢.



ACKNOWLEDGEMENT

First and foremost, I thank **GOD** the beneficent and the merciful.


I wish to express my deepest gratitude to : Prof. Dr. **Basema Mahmoud**, Professor of Clinical Pathology, Ain Shams University, for her meticulous supervision and kind encouragement, with a real maternal spirit, throughout this work.

I would also like to express my sincere thanks to Dr. **Salwa Saad**, Assistant Professor of Clinical Pathology , Ain Shams University for her useful help and valuable guidance.

I am very grateful to Dr. **Azza El-Siad Hashem**, Lecturer of Clinical Pathology , Ain Shams University for her constant help, useful advice and continues encouragement.


I would also like to thanks all those who assisted me in this study with special thanks to **My Mother In Law** as I find no word by which I can thank her as she helped me a lot for completion of this work and Dr. **Maged Sotohy**, Lecturer of Community, Ain Shams University for his valuable guidance to complete the statistical analysis of the result.

I wish to thank **Abbott Laboratories Diagnostics Division** , for providing me the instrument, reagent and



ABBREVIATIONS

CBC	:	Complete Blood Count.
CPD	:	Citrate Phosphate Dextrose.
CV%	:	Coefficient of Variation.
DLC	:	Differential Leukocyte Count.
EDTA	:	Ethylene Diamin Tetra -Acetic Acid
FL	:	Femtolitre.
Hb	:	Haemoglobin.
Hct	:	Haematocrite.
HICN	:	Haemoglobin Cyanide.
ICSH	:	International Council for standardization in Haematology.
JR	:	Junior.
MCH	:	Mean Cellular Haemoglobin.
MCHC	:	Mean Cellular Haemoglobin Concentration.
MCV	:	Mean Cellular Volume.
MPV	:	Mean Platelets Volume.
NCCLS	:	National Comitte for CLinical and Laboratory Standards.
3 PD	:	3 - Part Differential Count.
PDW	:	Platelet Distribution Width.
PG	:	Picogram.
RBC	:	Red Blood Cell.
RDW	:	Red Cell Distribution Width.
SD	:	Standard Deviation.
WBC	:	White Blood Cell.
\bar{X}	:	Mean.



Errata

Page	Line	Error	Correction
Acknowled.	23	and ...	and calibrators during this study
List of tables	13	sum	run
Contents	13	automated multichannel	Automated Multichannel
1	7	property	properly
11	4	reciculate	recirculate
23	14	eiminate	eliminate
49	4	hundered	hundred
50	3	hundered	hundred
51	3	hundered	hundred
54	2	Dyne	Dyn
57	3	coulter	Coulter
71	9	anddilucts	and diluets
71	14	haematoglobin	mean haemoglobin
71	23	coulter	Coulter
72	17	COUNT	count
72	25	Malcalm	Malcolm
73	2	compariable	compartable
73	2	Malcalam	Malcolm
73	15	consideration	considerable
74	8	acpcted	accepted
74	14	reproductible	reproducible
75	6	cell	Cell
75	8	Cleony	Sivagengie
75	10	abd	and
76	9	filesit	files, it
77	13	linearity	Linearity
77	15	sample	Sample
77	17	Wbc	WBC

