

سامية محمد مصطفى



شبكة المعلومات الجامعية

بِسْمِ اللَّهِ الرَّحْمَنِ الرَّحِيمِ




سامية محمد مصطفى



شبكة المعلومات الجامعية



شبكة المعلومات الجامعية التوثيق الالكتروني والميكروفيلم



سامية محمد مصطفى



شبكة المعلومات الجامعية

جامعة عين شمس

التوثيق الإلكتروني والميكروفيلم


قسم

نقسم بالله العظيم أن المادة التي تم توثيقها وتسجيلها
علي هذه الأقراص المدمجة قد أعدت دون أية تغييرات



يجب أن

تحفظ هذه الأقراص المدمجة بعيدا عن الغبار




سامية محمد مصطفى



شبكة المعلومات الجامعية



بعض الوثائق الأصلية تالفة



سامية محمد مصطفى




شبكة المعلومات الجامعية



بالرسالة صفحات

لم ترد بالأصل





***Effects of Environmental Stress on an
Indigenous Medicinal Plant
(Pergularia tomentosa L.)***

**A THESIS
Submitted for the Degree of Ph. D.
(Botany)**

Presented by

Usama Ahmed Mahalel

(M.Sc. in Botany)

Supervised by

Prof. Irina V. Springuel
Professor of Plant Ecology and
Head of Department of Botany
Faculty of Science at Aswan
South Valley University

Dr. Arafa I. Hamed
Associate Prof. of Phytochemistry
Department of Botany
Faculty of Science at Aswan
South Valley University

Department of Botany
Faculty of Science at Aswan
South Valley University
EGYPT.
2004

B
1987A



بِسْمِ اللَّهِ الرَّحْمَنِ الرَّحِيمِ

"ومن آياته انك ترى الأرض خاشعة فإذا أنزلنا عليها
الماء اهتزت وربت إن الذي أحيانا لمحي الموتى انه
على كل شيء قدير"

صدق الله العظيم

"سورة فصلت آية 39"

To

My Father, Mother, Brothers and Sisters

To

My Wife and my Kids

CONTENTS

38
38
38

38
37
37
37
38
38
39
40
41
41
41
41

41
35

31
32
32
32

CONTENTS

Contents -----	i
List of figures -----	iii
List of tables -----	vi
List of photos -----	viii
Acknowledgements -----	ix
Abstract -----	1
CHAPTER I	
Aims of work -----	3
General Introduction -----	4
Literature Review -----	7
Description of <i>Pergularia tomentosa</i> -----	33
1. Distribution ad uses -----	33
2. Morphological features-----	34
3. Chemical features-----	34
CHAPTER II	
Introduction -----	36
1. Materials and methods -----	37
1.1. Plant materials-----	37
1.2. Reagents-----	37
1.3. Materials-----	39
1.4. Apparatus and Equipment-----	39
-Spectroscopy analysis-----	40
-HPLC profiles analysis-----	40
2. Methods-----	41
2.1. Extraction an isolation of <i>Pergularia tomentosa</i> constitutes- 41	
2.1.1. Extraction-----	41
2.1.2. Fractionation of the dried extract-----	41
2.1.3. Column chromatographic fractionation of chloroform 41	
fraction-----	
Results and discussion -----	42
CHAPTER III	
Introduction -----	91
Materials and methods -----	92
1. Materials-----	92
2. Methods-----	92

2.1. Soil preparation and determination of field capacity-----	92
2.2. Seeds germination-----	92
2.3. Final growth analysis-----	93
2.4. Cardiac glycosides-----	93
- Sample preparation-----	94
- Calibration-----	94
- Analytical method -----	94
2.5. Quantitative estimation of total cardiac glycosides-----	95
2.6. Data analysis-----	95
Results -----	96
Effects of water stress on the seedlings of <i>Pergularia</i>	96
<i>tomentosa</i>-----	
1. Length of shoot and root-----	96
2. Fresh weight of shoot and root-----	97
3. Dry weight of shoot and root-----	98
4. Leaf area and number of leaves-----	99
5. Root/Shoot ratio-----	100
6. Plant water content-----	101
Quantitative HPLC (High Performance Liquid	
Chromatography) analysis of cardiac glycosides-----	103
1. HPLC determination of the isolated cardiac glycosides of	
mature plant-----	10
2. HPLC determination of the isolated cardiac glycosides of	
wild seedlings (three-month-old)-----	106
3. HPLC determination of the isolated cardiac glycosides of	
water treated seedlings (three-month-old)-----	106
Spectrophotometric determination of total cardiac glycosides in	
<i>Pergularia tomentosa</i> -----	124
	127
Discussion -----	
CHAPTER IV	
Summary -----	140
General conclusion -----	146
References-----	148
Annex-----	179
Photos-----	184
Arabic summary	