


بِسْمِ اللَّهِ الرَّحْمَنِ الرَّحِيمِ





شبكة المعلومات الجامعية التوثيق الالكتروني والميكروفيلم



جامعة عين شمس

التوثيق الإلكتروني والميكروفيلم


قسم

نقسم بالله العظيم أن المادة التي تم توثيقها وتسجيلها
علي هذه الأقراص المدمجة قد أعدت دون أية تغييرات




يجب أن

تحفظ هذه الأقراص المدمجة بعيدا عن الغبار






بعض الوثائق الأصلية تالفة





بالرسالة صفحات لم ترد بالأصل



B1VC 10



Alexandria University
Faculty of Agriculture
(Saba – Bacha)
Agricultural Botany Dept.

**GENETICAL AND CYTOLOGICAL
STUDIES ON SOME OLIVE CULTIVARS
(*Olea europaea L.*) IN EGYPT**

A THESIS

**Presented to the Graduate School
Faculty of Agriculture (Saba – Bacha)
Alexandria University**

**In Partial Fulfillment of the Requirements
For the Degree of**

MASTER OF AGRICULTURAL SCIENCE

IN

(GENETICS)

By

EZZUDIN SHOAIP MOHAMED ALI

1999

بِسْمِ اللَّهِ الرَّحْمَنِ الرَّحِيمِ

"وعلمك ما لم تكن تعلم وكان فضل الله عليك عظيماً"

صدق الله العظيم



Faculty of Agriculture
Saba Bacha,
Alexandria University
Agricultural Botany Dept.,

**GENETICAL AND CYTOLOGICAL STUDIES ON SOME OLIVE
CULTIVARS (*Olea europaea* L.) IN EGYPT**

Presented by

EZZUDIN SHOAIP MOHAMED ALI

For the Degree of
MASTER OF AGRICULTURAL SCIENCES
IN
GENETICS

Examiner's Committee :

Prof. Dr. Ahmed Youssef El-Metainy
Prof. and Head of Genetics Dept.,
Fac. of Agric., Alexandria University

Approved
A. Y. El-Metainy

Prof. Dr. Houssam El-Din Mohamed El-Wakil
Prof. of Genetics & Dean of
Fac. of Agric., Saba Bacha,
Alexandria University

H. E. El-Wakil

Dr. Hanafy Ahmed Hamza
Assoc. Prof. of Genetics
Fac. of Agric., Shebin El-Kom,
Minufya University

H. A. Hamza

SUPERVISORS

Prof. Dr. Houssam El-Din Mohamed El-Wakil

**Professor of Genetics
Dean of Faculty of Agriculture (Saba – Bacha)
Alexandria University**

Dr. Ahmed El – Sayed Mohamed Khaled

**Lecturer of Genetics
Faculty of Agriculture (Saba – Bacha)
Alexandria University**

Dr. Mohamed Mohamed Harhash

**Lecturer of Pomology
Faculty of Agriculture (Saba – Bacha)
Alexandria University**

ACKNOWLEDGEMENT

Thanks are fully due to my God, most gracious, the most merciful, for being able to complete this work.

I wish to express my sincere thanks and gratitude to **Prof. Dr. Houssam El-Din M. El-Wakil**, Professor of Genetics and Dean of the Faculty of Agriculture, Saba Bacha, Alexandria University, for his supervision, guidance, progressive criticism, encouragement and his help in putting the thesis in its final form.

I wish also to express my deep thanks to **Dr. Ahmed E. M. Khaled**, Lecturer of Genetics, Agricultural Botany Dept., Faculty of Agriculture, Saba Bacha, Alexandria University, for his help during the progress of this work .

I am deeply grateful to **Dr. Mohamed M. Harhash**, Lecturer of Pomology, Plant Production Dept, Faculty of Agriculture, Saba Bacha, Alexandria University, for his help to carry out the present investigation.

Sincere appreciation to Prof. Dr. Shaker Mohamed Hammad, Professor of Entomology, Plant Protection Dept., Faculty of Agriculture, Saba Bacha, Alexandria University, for his valuable help, encouragement and endless assistance during the preparation of this work.

Sincere thanks and gratitude to Prof. Dr. Atef S. Soliman Professor of Genetics, Agricultural Botany Dept, Faculty of Agriculture, Saba Bacha, Alexandria University, for his valuable help and assistance during this work.

The author also deeply appreciate the great help of Prof. Dr. M.A. Sabbah, the Director of Desert Development Center, American

University in Cairo for his kind permission to obtain the plant materials from the center's farm in South El-Tahrir.

Special thanks also due to Mr. Mohamed Y. El-Kashlan, Agronomist at Genetics Laboratory, Agricultural Botany Dept, Faculty of Agricultural, Saba Baha, Alexandria University, For his valuable help and cooperation during this work .

Finally, my sincere thanks are due to the general Secretariat of Education and Scientific Research and to Omar El-Mukhtar University, Libya, for their support given to this study.

CONTENTS

	<u>Page</u>
INTRODUCTION	1
REVIEW OF LITERATURE	3
1. Peroxidase isozyme.....	3
2. Fruit properties.....	15
2.1. Physical fruit properties.....	16
2.1.a. Fruit weight and volume.....	17
2.1.b. Fruit dimensions	18
2.1.c. Seed weight.....	20
2.1.d. Flesh percentage.....	20
2.2. Moisture and oil percentage	21
2.2.a. Moisture percentage	21
2.2.b. Oil percentage	22
3. Cytological studies.....	24
4. Incompatibility in olive.....	28
MATERIALS AND METHODS	36
1. Peroxidase Isozyme.....	36
1.1. Buffers.....	37
1.2. Gel media.....	37
1.3. Running conditions.....	38
1.4. Staining solutions for peroxidase.....	38
1.5. Procedures.....	38
2. Fruit properties.....	38
2.1. Physical properties.....	39

2.1.a. Fruit weight.....	39
2.1.b. Fruit volume.....	39
2.1.c. Flesh and seed weight.....	39
2.1.d. Fruit dimensions.....	39
2.2. Moisture and oil percentage	39
2.2.a. Moisture percentage.....	39
2.2.b. Oil percentage.....	40
3. Cytological Studies.....	40
3.1. Meiotic study.....	40
3.2. Mitotic study.....	41
3.3. Microtome sectioning	42
4. Pollination control.....	43
5. Statistical analysis.....	43
RESULTS AND DISCUSSION	44
1. Peroxidase isozyme	44
2. Fruit properties	54
2.1. Physical properties.....	54
2.1.a. Fruit weight.....	54
2.1.b. Fruit volume.....	54
2.1.c. Fruit length.....	64
2.1.d. Fruit width.....	67
2.1.e. Shape index.....	67
2.1.f. Seed weight.....	72
2.1.h. Flesh percentage and weight.....	72
2.1.g. Flesh Thickness.....	79
2.2. Moisture and oil percentage	79
2.2.a. Moisture percentage.....	79

2.2.b. Oil percentage.....	84
3. Cytological studies.....	85
3.1. Mitotic study.....	85
3.2. Meiotic study.....	90
4. Incompatibility.....	99
SUMMARY AND CONCLUSION	104
REFERENCES.....	107
ARBAIC SUMMARY.....	

LIST OF FIGURES

<u>Fig. No.</u>	<u>Title</u>	<u>Page</u>
1	Photograph and Zymogram of Px isozyme in different olive cultivars.....	45
2	Photograph and zymogram of Chemlali cultivar show different isozyme pattern due to genetic variability among different individuals within the same cultivars.....	48
3	Photograph and zymogram of Picholine cv show one extra band (trees No. 3, 8, 13) which could be due to mutation or sampling error.....	49
4	Photograph and zymogram of Hamid cv show the homogeneity in isozyme pattern.....	51
5	The olive cultivars; plate No. 1 (from right to left) Hamid, Meloky, Wettegan ₁ , Maraky and Chemlali...	55
6	The olive cultivars; plate No. 2 (from right to left) Wettegan ₂ , Azzazy, Couslatke, Rosiolo and Frantoio.....	55
7	The olive cultivars; plate No. 3 (from right to left) Mission, Coronaiki, Leccio, Khoderi and Mentazol...	56
8	The olive cultivars; plat No. 4 (from right to left) Toffahi, Picual, Manzanillo, Kalamata and Mostazal.....	56
9	The olive cultivars; plate No. 5 (from right to left) Egeizy, Ascolano, Corolla, Picholine and Derlali.....	57
10	Fruit weight (g) of studied olive cultivars during	